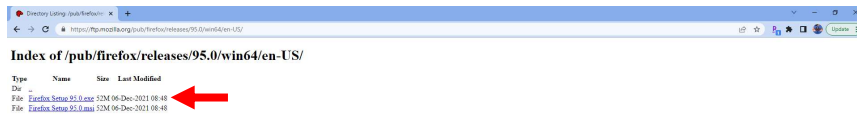
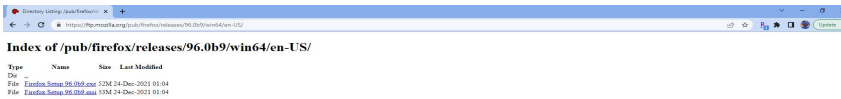


1. Uninstall any versions of Firefox currently installed on the computer.
2. Select the appropriate link for your OS:
 - a. Windows 64-bit: <https://ftp.mozilla.org/pub/firefox/releases/95.0/win64/en-US/>
 - b. Windows 32-bit (less likely):
<https://ftp.mozilla.org/pub/firefox/releases/95.0/win32/en-US/>
3. Click [Firefox Setup 95.0.exe](#)

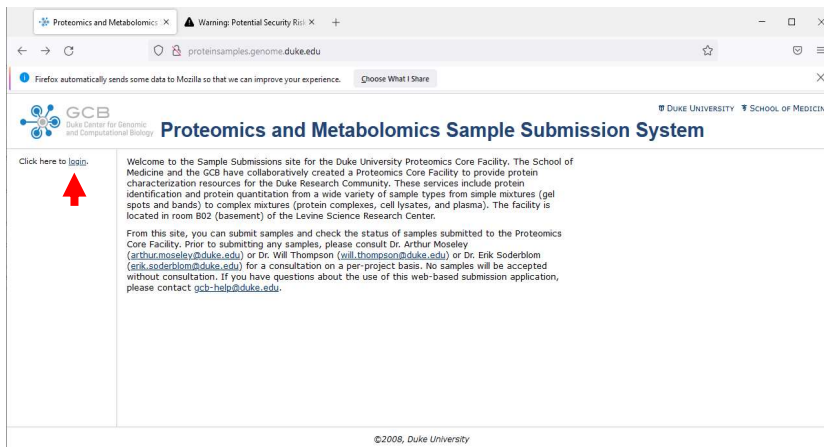


4. Click the download at the bottom of the window.

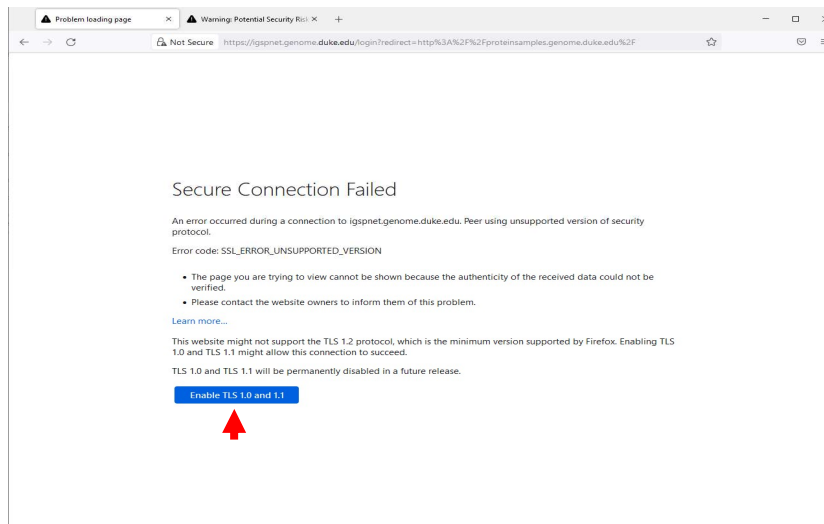


5. Follow the on-screen steps to complete the installation.
6. Open Firefox and direct to <http://proteinsamples.genome.duke.edu/>
 - a. If you uninstalled a newer version of Firefox you will get a pop-up saying an older version may affect your bookmarks etc. Click “Create New Profile” to move forward.

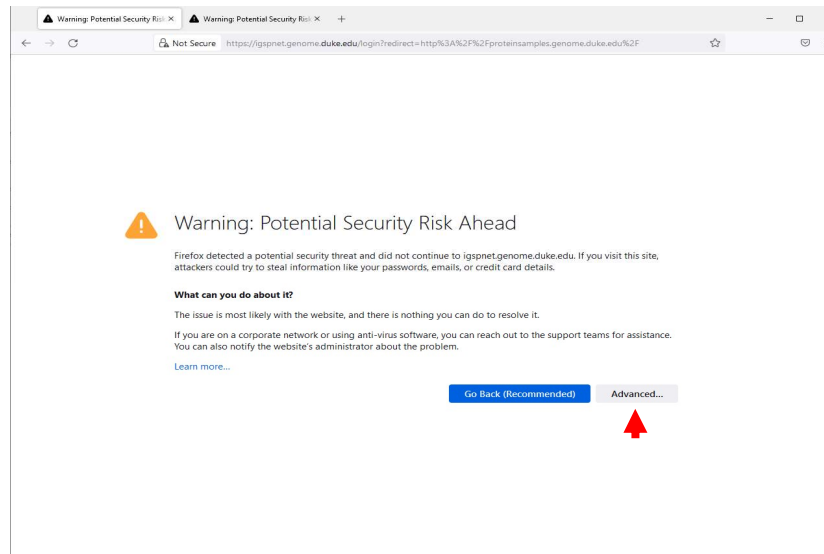
7. Click login.



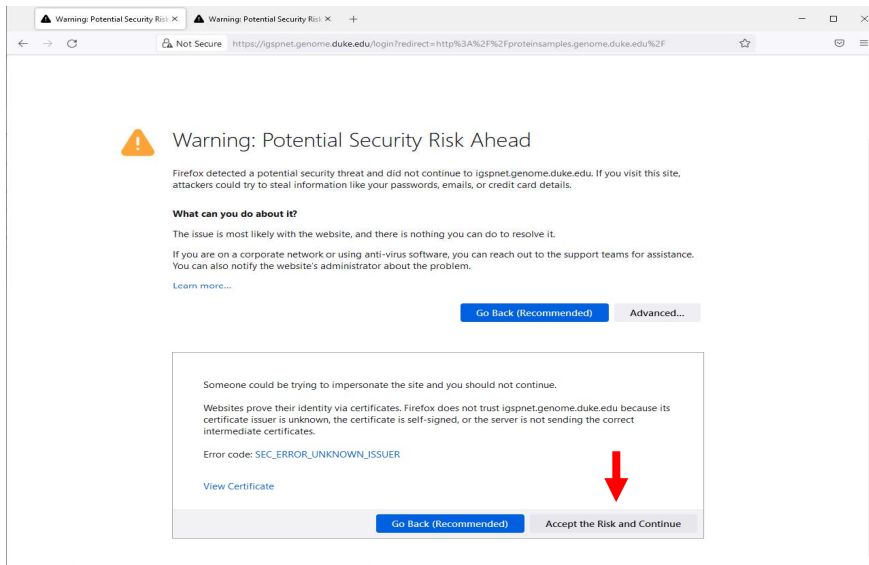
8. Click "Enable TLS 1.0 and 1.1".



9. Click "Advanced".

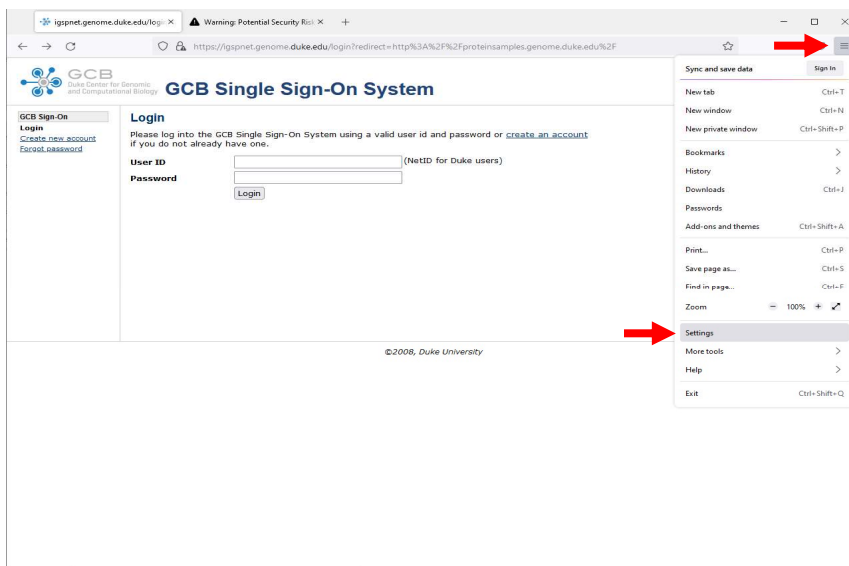


10. Click “Accept the Risk and Continue”.



11. You now have access to the sample submission system! To avoid interrupted access we recommend turning off automatic browser updates.

12. Click the 3 lines at the top right corner of the browser window, then click “Settings”.



13. Scroll down to Firefox Updates and select “Check for but let you choose to install them”.

igspnet.genome.duke.edu/legi X Warning: Potential Security Risk X Settings X +

Firefox about:preferences#general

Find in Settings

General

Home

Search

Privacy & Security

Sync

Firefox Updates

Keep Firefox up to date for the best performance, stability, and security.

Version 96.0b9 (64-bit) [What's new](#) [Show Update History...](#)

👉 Firefox is up to date [Check for updates](#)

Allow Firefox to

- Automatically install updates (recommended)
- When Firefox is not running
- Check for updates but let you choose to install them
- This setting will apply to all Windows accounts and Firefox profiles using this installation of Firefox.

Use a background service to install updates

Performance

Use recommended performance settings [Learn more](#)

These settings are tailored to your computer's hardware and operating system.

Extensions & Themes

Firefox Support

Browsing

- Use autoscrolling
- Use smooth scrolling